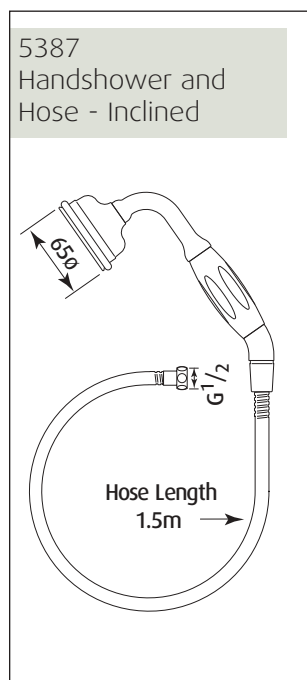
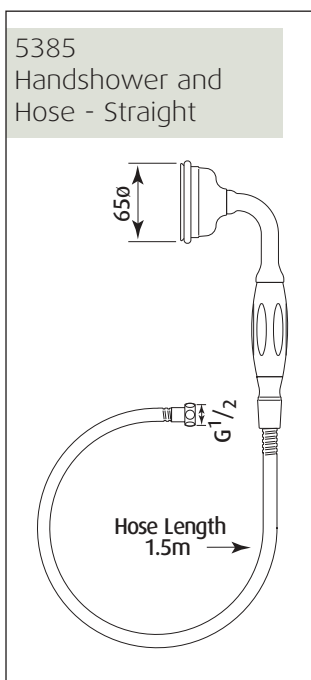
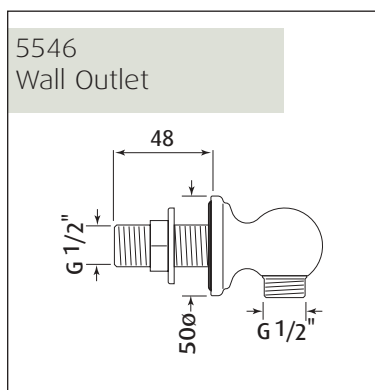


# Specification

## 5546 5385 5387

Handshower and Hose Straight & Inclined, Wall Outlet



**Packed Weight:** 5546 0.5Kg  
5385 1.0Kg  
5387 1.0Kg

**Temp Range:**  
Min 1°C / 34°F  
Max 85°C / 185°F

**Recommended working pressure:**  
Min 0.5 bar / 7psi  
Max 5 bar / 75 psi

# Specification

## 5546 5385 5387

Handshower and Hose Straight & Inclined, Wall Outlet

Where \* Indicated Specify Colour.

